



Q4 Report

JAN. 2022

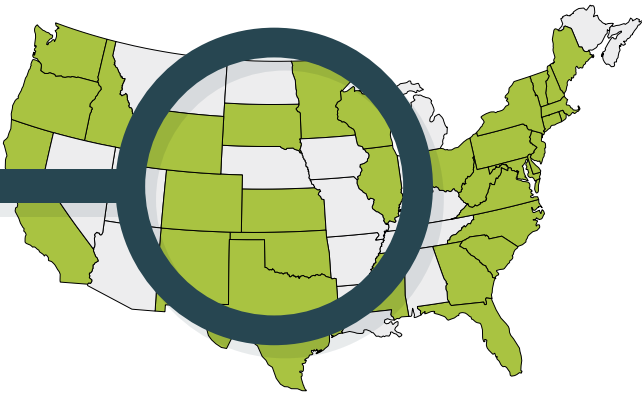
Recall Recap

In Q4 2021 there were:

1,937
food-related
reports

82 Class I Recalls
41 Class II Recalls
13 Class III Recalls

Over **100** alerts reporting
injuries, reactions, illness,
or death



Salmonella Outbreak Linked to Onions Impacts 38 States

In July and August 2021, onions supplied by ProSource Produce LLC and Keeler Farms and imported from Chihuahua, Mexico were recalled voluntarily by both companies due to the possible presence of *Salmonella Oranienburg*. Although no onions from either farm tested positive for the presence of the bacteria, these precautionary recalls took place as a result of reported illnesses possibly linked to the consumption of onions. The outbreak caused 892 illnesses, including 183 hospitalizations, across 38 U.S. states and Puerto Rico – this high case count can be partially attributed to the wide distribution of this product, which included meal kit companies, food service, grocery/retailers, and wholesalers.

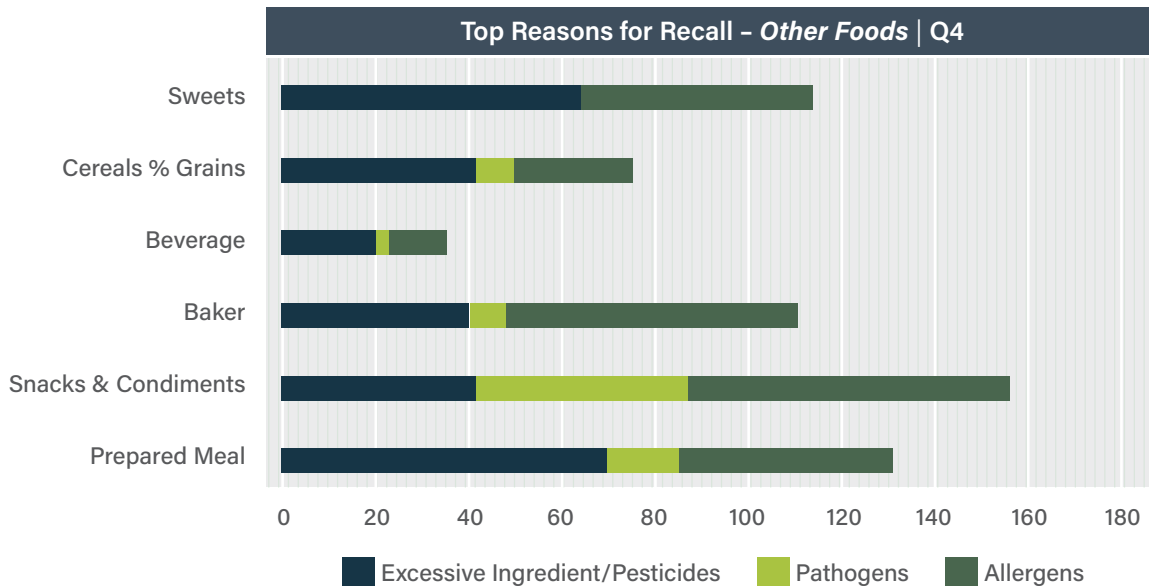
Though this recall event began in the Summer of 2021, it was not until September that a Salmonella outbreak was reported with no known source. By October, red, white, and yellow onions were connected to the illnesses. Throughout Q4, the FoodTrack team reported 27 individual recall/outbreaks related to the event. As of January 2022, the outbreak investigation is ongoing.

The unfolding of this outbreak illustrates the investigative process at work and is a good example of the actions taken by the FDA and CDC. In a rare move, the FDA included targeted recommendations to suppliers and distributors in their Outbreak Advisory, including the sanitization of all food contact and non-food contact surfaces, highlighting the risk of cross contamination across the supply chain.

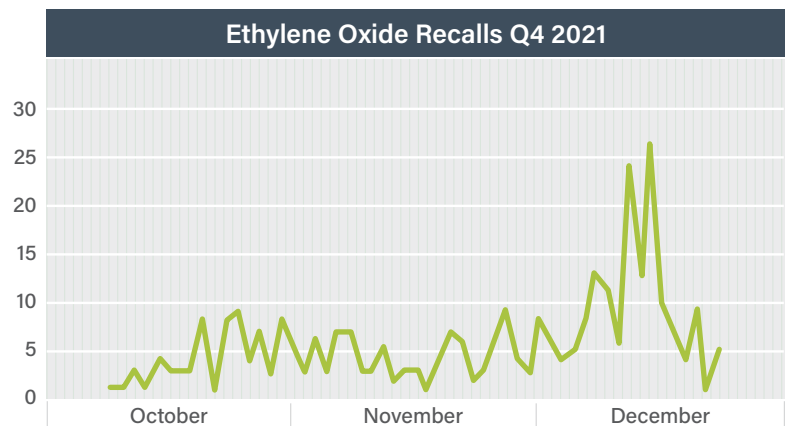
Data Spotlight – *Other Foods* Accounts for 36% of All Food Recalls

FoodTrack categorizes food-related reports into six major segments — *Produce, Meat & Poultry, Dairy, Seafood, Nuts & Seeds, Other Foods*. In Q4, the *Other Foods* segment accounted for 36% of all food recalls. Over the past three years, there has been an average of 434 *Other Foods* recalls per quarter — that number jumped to 653 this quarter.

The graph below illustrates the main subcategories that accounted for the high number of recalls as well as the top three reasons for recalling each. One event contributing to these high numbers was sunflower oil contaminated with peanut oil; the oil was used as an ingredient in various products from sugar paste to sauce to prepared meals, and resulted in over 30 recall notices.



Ethylene Oxide recalls have shown no signs of letting up; the spike towards the end of the quarter represents a large number of recalls of ice cream and frozen desserts across Europe as the pesticide was detected in additives and stabilizers.



Please reach out if you would like to request a customized report based on data sets of your choosing. Check out this sample report as an example. Reports can be delivered monthly, quarterly, and annually, or on demand as needed.

Click [here](#) to download sample report.

If you have any inquiries about this report please email info@foodtrack.net.